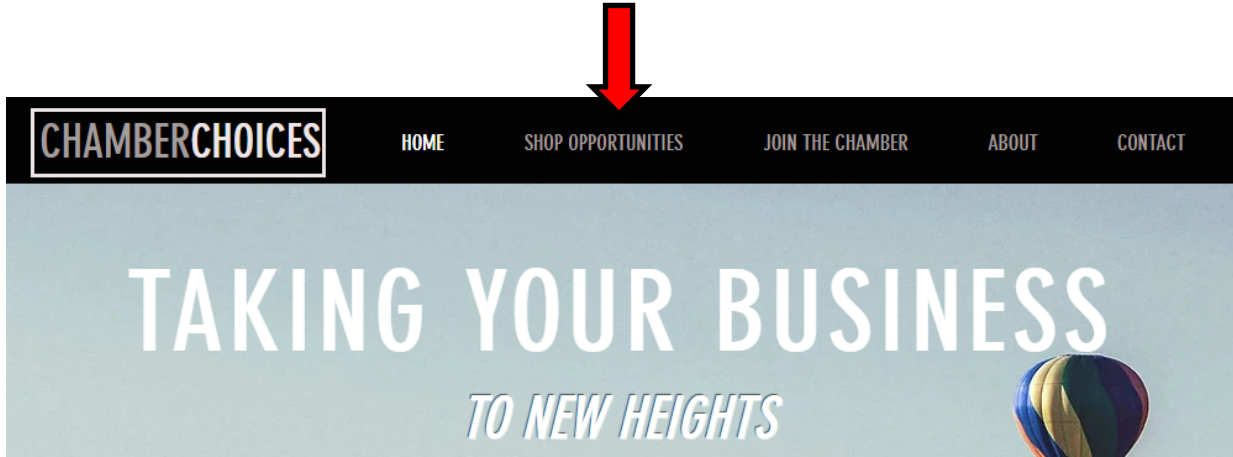
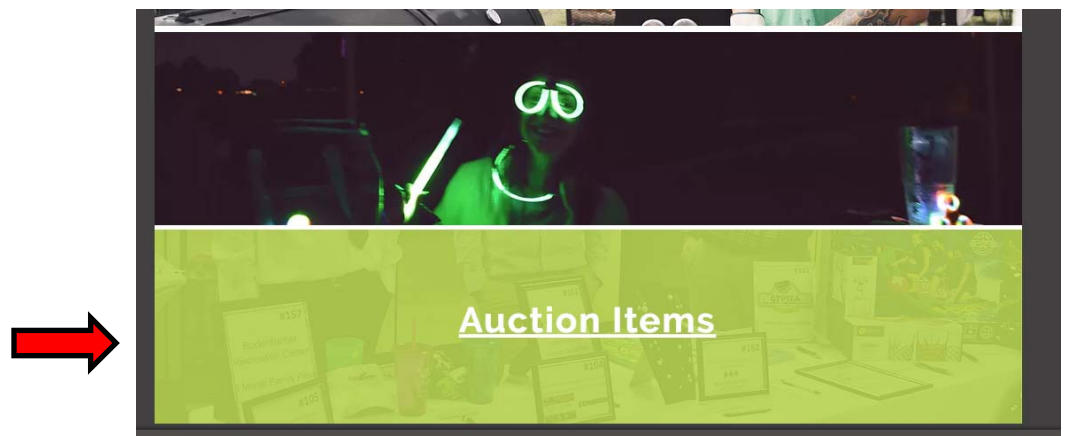


How to Enter Auction Items into Chamberzon.com

Step 1: Click on "Shop Opportunities", then on "Chamber Foundation". When you hover your mouse the photo of the children in the classroom, you will see "Chamber Foundation"





Step 2: Click on the sixth block with the students. When you hover your mouse over, it will say "Auction Items".



Step 3: You will find the donation form on this page. Scroll down and fill out the businesses information, and the full details of the auction item(s) as well as the full value of the item(s). All items from a business can be listed on one form. Please fill out a new form for each additional business.

Donation Form

Please fill in the form below.

| | |
|---|--|
| <input type="text" value="*First"/> | <input type="text" value="*Last"/> |
| <input type="text" value="*Business Name"/> | |
| <input type="text" value="*Street Address"/> | |
| <input type="text" value="Street Address 2"/> | |
| <input type="text" value="*City"/> | <input type="text" value="*State / Region"/> |
| <input type="text" value="*Postal / Zip Code"/> | <input style="border: none; text-decoration: none; padding: 0 10px;" type="text" value="United States"/>  |
| <input type="text" value="*Phone"/> | |
| <input type="text" value="*Email"/> | |
| <input style="border: none; text-decoration: none; padding: 0 10px;" type="text" value="Who is your volunteer?"/>  | |
| <input type="text" value="*Please enter a full description of the item(s)."/> | |
| <input type="text" value="*What is the value of the item(s)?"/> | |
| <input type="submit" value="Submit"/> | |